

**RESOLUTION APPROVING CHANGES TO THE FEES CHARGED FOR VARIOUS  
SERVICES AND INSPECTIONS PURSUANT TO W.S. § 35-1-305**

**WHEREAS**, W.S. § 35-1-305 (a) authorizes the Cheyenne-Laramie County Board of Health to impose and modify fees charged for various services and inspections provided and performed by the Cheyenne-Laramie County Health Department, in its mission for the prevention of disease and the promotion of health within Laramie County Wyoming;

**WHEREAS**, W.S. § 16-3-103 requires at least 45 days public notice and a reasonable opportunity for public comment before the Cheyenne-Laramie County Board of Health may adopt, amend, or repeal rules and regulations;

**WHEREAS**, the Cheyenne-Laramie County Board of Health has complied with the requirements of W.S. § 16-3-103(a);

**WHEREAS**, W.S. § 35-1-305 (a) authorizes the Cheyenne-Laramie County Board of Health to impose and modify fees charged for various services and inspections provided and performed by the Cheyenne-Laramie County Health Department with the approval of the Laramie County Commissioners and the City of Cheyenne;

**WHEREAS**, the Cheyenne-Laramie County Health Department has appeared before the Laramie County Commissioners and provided sufficient grounds upon which the Laramie County Commissioners may conclude that the change in fees as reflected in the attached fee schedule are necessary for the general health, safety and welfare of the citizens of Laramie County;

**NOW THEREFORE BE IT RESOLVED BY THE LARAMIE COUNTY BOARD OF COMMISSIONERS**, that changes to the fees charged by the Cheyenne-Laramie County Health Department as reflected in the attached fee structure are hereby approved:

**PRESENTED, READ AND ADOPTED** this \_\_\_\_\_ day of \_\_\_\_\_, 2021.


Board of Laramie County Commissioners


\_\_\_\_\_  
Gunnar Malm, Chairman

ATTEST:

\_\_\_\_\_  
Debra Lee, Laramie County Clerk

Reviewed and approved as to form:

  
\_\_\_\_\_  
Gladys Ayokosok, Deputy Laramie County Attorney



May 20 2021

Dear Laramie County Commissioners

On May 18<sup>th</sup> the Cheyenne-Laramie County Board of Health adopted a new fee schedule for Environmental Health Services. The fee schedule was initiated due to increased costs of doing business within the division. All fees charged by the division must meet the Wyoming statutory requirements of 35-1-305. As such, the fees must be approved by resolution by both the Cheyenne City Council and the Laramie County Board of County Commissioners.

The information being provided details the new fee schedule adopted by the Board of Health for the Division. Our goal was to bring in revenue to help cover the additional costs of the programs and to keep the fees reasonable, not to subsidize other unfunded programs.

Due to administrative procedures, issues including billing and notification of affected parties, the Division does not plan to implement these fees until the start of the new fiscal year, July 1, 2021.

If you have questions regarding the proposed fee schedule please feel free to contact the Environmental Health Division Director at 307-633-4090.

Sincerely,

A handwritten signature in blue ink that reads "Roy Kroeger". The signature is fluid and extends to the right with a long horizontal stroke.

Roy Kroeger, REHS, Director  
Cheyenne-Laramie County Health Department  
Division of Environmental Health



**RESOLUTION ADOPTING CHANGES TO FEES CHARGED FOR VARIOUS  
SERVICES AND INSPECTIONS PURSUANT TO W.S. 35-1-305**

**WHEREAS**, W.S. §35-1-305(a), authorizes the Cheyenne-Laramie County Board of Health to impose and modify fees charged for various services and inspections provided and performed by the Cheyenne-Laramie County Health Department in its mission for the prevention of disease and the promotion of health within Laramie County Wyoming with approval of the Laramie County Commissioners and the City of Cheyenne;

**WHEREAS**, W.S. §16-3-103, requires at least 45 days public notice and a reasonable opportunity for public comment before the Cheyenne-Laramie County Board of Health to adopt, amend, or repeal rules and regulations;

**WHEREAS**, the Cheyenne-Laramie County Board of Health has complied with the requirements of W.S. §16-3-103(a);

**NOW THEREFORE BE IT RESOLVED BY THE CHEYENNE-LARAMIE COUNTY BOARD OF HEALTH**, that the Cheyenne-Laramie County Board of Health enacts, effective July 1, 2021, changes to fees charged by the Cheyenne-Laramie County Health Department as reflected in the attached fee structure and repeals previously enacted fees for the same services and inspections.


CHEYENNE-LARAMIE COUNTY BOARD OF HEALTH

  
\_\_\_\_\_  
Dr Darryl Bindschadler, President

ATTEST:

  
\_\_\_\_\_  
Gus Lopez, Secretary

Reviewed and approved as to form:

  
\_\_\_\_\_  
Gladys Ayokosok, Deputy Laramie County Attorney



# CHEYENNE-LARAMIE COUNTY ENVIRONMENTAL HEALTH FEE SCHEDULE

## WY STATE FOOD SERVICE LICENSE (85%) Set by the Wyoming Legislature

New Application	\$100.00
Renewal	\$ 50.00
Temporary	\$ 25.00

### FOOD SERVICE:

#### FACILITY SITE PLAN

Supermarket/Multiveneue	\$480.00	\$500.00
Full Service	\$360.00	\$380.00
Fast Food	\$240.00	\$250.00
Specialty	\$180.00	\$190.00
Remodel	\$120.00	\$125.00
Walk-thru (One walk-thru subtracted from Plan Review)	\$ 55.00	\$ 60.00

Inspection Fee per Inspection per license (based on adopted Risk Assessment)  
(no charge for complaint or first follow-up)

Prepackaged	\$ 55.00	\$ 60.00
Fast Food	\$ 85.00	\$ 90.00
Full Service	\$120.00	\$125.00
Multiple Venues	\$155.00	\$160.00
2 <sup>nd</sup> Follow-up	\$100.00	\$100.00

## WY STATE POOL LICENSE (85%) Set by the Wyoming Legislature

New Application	\$100.00
Renewal	\$ 50.00

### POOLS/SPAS:

#### FACILITY SITE PLAN

New Pool	\$360.00	\$380.00
New Spa	\$240.00	\$250.00
Addition/Remodel	\$120.00	\$125.00

Inspection Fee per Inspection per license  
(no charge for complaint or first follow-up)

Routine	\$110.00	\$115.00
---------	----------	----------

### TRAINING

#### PROGRAM TRAININGS

Per Person	\$15.00
<i>All training including ServSafe</i>	

#### \*\*\*PROCTORING

Per Person	\$60.00
------------	---------

## LOCAL HEALTH CAMPGROUND PERMIT (100%)

New Application	\$180.00	\$190.00
Renewal	\$ 90.00	\$ 95.00
Temporary Less Than 20 Spaces	\$ 90.00	\$ 95.00
Temp Twenty or More Spaces	\$180.00	\$190.00

**CAMPGROUND:****FACILITY SITE PLAN**

New Facility 50+ spaces	\$240.00	\$250.00
New Facility <50 spaces	\$120.00	\$125.00

**DAYCARE FACILITIES:****FACILITY SITE PLAN CHILD CARE CENTER**

Daycare Centers	\$240.00	\$250.00
Inspection Fee per Inspection per license (based on daycare type)		
Child Care Center	\$ 90.00	\$95.00
Family Child Care Center	\$ 60.00	\$65.00
Family Child Care Home	\$ 45.00	\$50.00
Walk-thru-Centers (one walk-thru subtracted from Plan Review)	\$ 45.00	\$60.00

**SMALL WASTEWATER**

Residential Inspection	\$360.00	\$375.00
Commercial Inspection	\$360.00	\$375.00
Contractor Test / includes book	\$300.00	\$375.00
Contractors Renewal	\$180.00	\$185.00
Partial Inspections (and additional trips for missing perc./site holes)	\$ 60.00	\$ 65.00

**PROPERTY INSPECTION\***

Well and Septic Inspection	\$230.00	\$235.00
Lab Fees (Nitrate, Sulfate, TDS & BacT)	\$60.00	\$ 85.00
Community Water Supply	No lab fees charged	
Lead Tests	\$30.00	
Expedited Lab Fee (if available)	Based on actual cost	
Water Update	\$105.00	\$150.00
Refinance (one test only)	\$ 40.00	\$ 50.00

Fees include up to Four (4) site visits. Additional site visits to be charged at \$30.00 per trip plus any lab fees

**SUBDIVISION/PLAT REVIEWS:**

**SUBDIVISION SITE PLAN** (Fees based per subdivision and will not be charged separately for each preliminary and/or final plats. Replats will be charged the review fee of \$200.00 but the per lot fee will be waived if lots are equal to or larger in size. Lots that are smaller and still using small wastewater systems will be required to pay the per lot fee).

Public Sewer proposed	\$100.00	
Without Public Sewer	\$200.00 + \$10.00 per lot	Max Fee \$500.00

**NON HAZARDOUS LIQUID WASTE HAULER LICENSE**

New	\$300.00	\$375.00
Renewal	\$180.00	\$185.00

**BODY ART ARTIST**

New Application	\$120.00	\$125.00
Renewal & Inspection	\$ 60.00	\$ 65.00

**BODY ART ESTABLISHMENT**

New Application	\$120.00	\$125.00
Renewal & Inspection	\$ 60.00	\$ 65.00
New Plan Review	\$120.00	\$125.00
Remodel Plan Review	\$ 60.00	\$ 65.00

**MASSAGE THERAPIST**

New License Application	\$120.00	\$125.00
License Renewal	\$ 60.00	\$ 65.00

**MASSAGE ESTABLISHMENT (City & County)**

New License Application	\$120.00	\$125.00
License Renewal	\$ 60.00	\$ 65.00

**COPY**

One Sheet  
GPS Maps

**\$ 1.00**

Set by Cooperative Agreement with GIS Cooperative

**RECORDS RESEARCH**

Per Hour

**\$ 30.00**

**\$40.00**

**CONSULTING FEE FOR VARIANCE AND OR 201 EXCEPTIONS**

Variance

**\$ 60.00**

“201” exceptions

**\$420.00**

\*\*\*All other consultations

**\$ 40.00 per hour**

**COUNTY CLERK REAL ESTATE RECORDING**

First page

**\$ 12.00**

Each additional page

**\$ 3.00**

**INSUFFICIENT FUNDS/RETURNED CHECK**

Per Check

**\$30.00**

**LATE FEE ON INVOICES**

**\$50.00**

**TOTAL COLIFORM / E.COLI BACTERIA TEST**

**\$10.00**

\*Other Lab Fees May Apply Increases in lab fees are pass through fees and may increase costs.

\*\* CLCHD Executive Director or EH Division Director have the authority to waive or reduce these fees dependent upon circumstances.

BOH Announcement March 16<sup>th</sup> 2021  
BOH adoption May 18<sup>th</sup>, 2021  
City Council Resolution June  
County Commissioners Resolution June  
Effective date July 1, 2021

### Fee Schedule Comparison

	Septic Permit	Loans	Contractor	Food	Food Plans	Pools	Pool Plans	Daycare	Body Art	Water Sample	Land Use	Camp
Laramie Co Existing	360	290	180	55-155	120-480	110	120-360	45-90	60-120	10	200+10 per	90
Laramie Co Proposed	375	295	190	60-160	125-500	115	125-380	50-95	65-125	10	200 +10	95
Weld County	850	245	50	195-715	100 + 55 Hr	N/A	N/A	50-200	350	20	Unk	N/A
Larimer County	1023	N/A	75	195-715	100 + 85 Hr	150	85 Hr	Unk	Unk	Unk	Unk	N/A
Natrona County	150	N/A	100	35-100	50-300	75	50-200	20-50	50	Unk	150+25 per lot	75-100
Teton County	300	N/A	N/A	40-150	100-350	125-200	100-250	30-60	125-175	18	N/A	N/A
Sweetwater County	100	N/A	N/A	50-100	N/A	50-100	Unk	Unk	50-75	25-35	N/A	N/A
Albany County/Laramie	325	N/A	75	50-100	Unk	50-100	Unk	Unk	100-175	Unk	300+notice fee	50

Food includes license and inspections

Pools include license and inspection

Daycare includes license and inspections

N/A = No Service Provided

Unk = Service provided but fee was unavailable



## ECONOMIC ANALYSIS DIVISION

Matthew H. Mead, Governor | Dean Fausset, Director | Wenlin Liu, Interim Administrator

FOR IMMEDIATE RELEASE

October 16, 2018

Contact: Amy Bittner, Senior Economist

### Wyoming Cost of Living Index for the Second Quarter of 2018

CHEYENNE – The State of Wyoming, Economic Analysis Division reported that Wyoming experienced a 3.3 percent increase in annual (**All Items**) inflation from the second quarter of 2017 to the second quarter of 2018. Inflation is measured over six consumer categories in the Wyoming Cost of Living Index (WCLI). Statewide annual inflation rates by consumer category for the second quarter of 2018: Transportation (8.7%), Apparel (6.6%), Medical (3.6%), Housing (2.1%), Food (2.1%), and Recreation & Personal Care (-0.3%). Higher gasoline prices contributed to the year-over-year Transportation inflation. Consumers saw higher prices at the pump due to increased oil prices. During this same time, the U.S. Consumer Price Index (U.S. CPI) reported inflation of 2.9 percent (June 2017 to June 2018).

Inflation figures are also available for five regions in the State. For the second quarter of 2018, the Northeast region recorded the highest annual increase (4.1%) followed by the Central (3.6%), Southeast (3.2%), Northwest (3.2%), and Southwest (1.8%). Inflation measures year-over-year prices changes. The inflation figures compare the second quarter of 2018 to the second quarter of 2017. An economic downturn in Wyoming began in early 2015. At this time, the State experienced heavy employment losses and reductions in revenue due to decreased mineral extraction activities. Wyoming lost one percent of its population from July 1, 2016 to July 1, 2017. It was not until the end of 2016 that things started to pick up in the State's mining industry (including oil and gas extraction). Wyoming's total employment in the second quarter of 2018 increased by 1.4 percent from one year earlier. This growth was the largest year-over-year increase since the fourth quarter of 2014.

The Wyoming Cost of Living Index (WCLI) consists of two parts, **Inflation**, which measures year-over-year change (annual) and the **Comparative Cost of Living Index** which compares each county's cost of living in one period (not over time) to the statewide average. The inflation figures for the second quarter of 2018 represent the percent change in the price level of a standard basket of selected consumer items priced in the second quarter of 2018, compared with the price level of the same goods recorded one year ago (second quarter of 2017). The Comparative Cost of Living Index represents each county's price level compared to the statewide average (100) during a single time period, in this case, the second quarter of 2018.

For the second quarter of 2018, the Comparative Cost of Living Index ranked Teton (158) as the county with the highest **All Items** value, which indicates that the cost of living in Teton County





## ECONOMIC ANALYSIS DIVISION

*Mark Gordon, Governor | Patricia L. Bach, Director*  
*Kevin Hibbard, Deputy Director of Budget & Economic Analysis*  
*Wenlin Liu, Administrator*

FOR IMMEDIATE RELEASE

October 21, 2019

Contact: Amy Bittner, Principal Economist

### Wyoming Cost of Living Index for the Second Quarter of 2019

CHEYENNE - The State of Wyoming, Economic Analysis Division has released the second quarter of 2019 Wyoming Cost of Living Index (WCLI). Inflation is reported for the State, by consumer category, and for five regions in the State. Inflation measures year-over-year price changes in six consumer categories. The inflation figures for the second quarter of 2019 represent the percent change in the price level of a standard basket of selected consumer items priced in the second quarter of 2019, compared with the price level of the same goods recorded one year ago (second quarter of 2018).

- All Items Statewide inflation 2.0%
- Statewide inflation by consumer category:
  - Medical 5.0%
  - Apparel 3.6%
  - Housing 2.7%
  - Food 2.3%
  - Recreation & Personal Care -0.3%
  - Transportation -0.8%
- Regional inflation rates:
  - Northeast 2.3%
  - Central 2.3%
  - Southwest 2.2%
  - Northwest 1.9%
  - Southeast 1.7%

Nationally, the inflation rate from June 2018 to June 2019 was 1.6 percent (CPI-U), as reported by the U.S. Bureau of Labor Statistics (BLS) in the Consumer Price Index.

The Wyoming Cost of Living Index (WCLI) consists of two parts, **Inflation**, which measures year-over-year change (annual) and the **Comparative Cost of Living Index** which compares each county's cost of living in one period (not over time) to the statewide average. The Comparative Cost of Living Index represents each county's price level compared to the statewide average (100) during a single time period, in this case, the second quarter of 2019.



## ECONOMIC ANALYSIS DIVISION

Mark Gordon, Governor | Patricia L. Bach, Director | Wenlin Liu, Administrator

FOR IMMEDIATE RELEASE

October 28, 2020

Contact: Amy Bittner, Principal Economist

### Wyoming Cost of Living Index for the Second Quarter of 2020

CHEYENNE - The second quarter of 2020 Wyoming Cost of Living Index (WCLI) is now available from the State of Wyoming, Economic Analysis Division. The WCLI consists of two parts, **Inflation**, which measures year-over-year change (annual) and the **Comparative Cost of Living Index** which compares each county's cost of living in one period (not over time) to the statewide average.

Inflation is reported for the State, by consumer category, and for five regions in the State. Inflation measures year-over-year price changes in six consumer categories. The inflation figures for the second quarter of 2020 represent the percent change in the price level of a standard basket of selected consumer items priced in the second quarter of 2020, compared with the price level of the same goods recorded one year ago (second quarter of 2019).

- All Items Statewide inflation 1.1%
- Statewide inflation by consumer category:
  - Food 4.9%
  - Medical 3.0%
  - Apparel 2.7%
  - Housing 2.6%
  - Recreation & Personal Care. -1.0%
  - Transportation -7.3%
- Regional inflation rates:
  - Southeast 1.8%
  - Central 1.7%
  - Northwest 0.8%
  - Southwest 0.2%
  - Northeast -0.2%

Nationally, the inflation rate from June 2019 to June 2020 was 0.6% (CPI-U), as reported by the U.S. Bureau of Labor Statistics (BLS) in the Consumer Price Index.